

## **KRUCET – 2016**



**GUIDELINES FOR FILLING OF ONLINE APPLICATION  
FOR  
SCIENCE, ARTS, COMMERCE, POST GRADUATE COUSES**

**Offered By**

**KRISHNA UNIVERSITY, MCHILIPATNAM**

**Conducted By**

**DIRECTOR  
DIRECTORATE OF ADMISSIONS  
KRISHNA UNIVERSITY, MACHILIPATNAM**

## Steps to be followed in filling ONLINE KRUCET 2016 application form

### Online Application form filling process:

1. The online application for **KRUCET 2016** is available at website [HTTP://KRUDOA.IN](http://KRUDOA.IN)
2. When you fill online application, you should have the following with you.
  - (a) Your Mobile phone.
  - (b) **KRUCET - 2016** Information brochure and guidelines
  - (c) Your documents pertaining to your personal details and academic records
  - (d) Softcopy of scanned passport photo and your signature.
3. Open the website <http://anudoa.in> from browser (Internet Explorer / Mozilla Firefox)
4. Select the button **KRUCET – 2016 (Entrance Test for Science/Arts/Commerce/Law Post Graduate Courses)** for apply.
5. After clicking the required button, you will get a detailed menu options screen
6. Before proceeding to fill the application, please download and read the *Admission Information brochure* and *Guidelines to fill online application*.
7. After reading the Guidelines, Click on **Registration** button in the left menu
8. Select the Test Name(s) you want to appear, degree passed / appearing and fill the required details with elective subjects, then you will find the list of eligible and not-eligible courses.
9. Then proceed to fill the Name and other personal details with present address and date of birth. Please fill the details as per SSC or equivalent certificate.
10. While entering the personal details, please give correct **MOBILE** number and **Email** address, because all the correspondence from Admission authority (DOA) will be made to Mobile and Email only, No Postal Correspondence will be made under any circumstances.
11. After completion of registration details entry, your mobile will receive **SMS** of a security code, please type the security code in the box provided in the **registration form** and immediately your screen will display a message “**verified**” in green colour.
12. Then click “**Register & Proceed**” for filling the application with all academic and other details along with scanned Passport photo and scanned signature (signed on white paper only)
13. Fill the entire academic, Study, Reservation and other personal details and submit the application. Select the terms and conditions box, click the preview button. Now it displays the application preview. There it gives two buttons one for **Back-Edit** – for editing any mistakes, **Save and print** for continuing applying the application. Now it generates the

Acknowledgement slip, Take the printout this print and pay the test fee by online using SBI Collect. After payment of fee in bank, you will get a mail with all the details submitted by online as a PDF file. You have to take a printout of the same and retain the same until completion of admission.

Fee paying process: Click on **Online Payment** Button from left side navigation panel..

Now Click on the Online Payment through SBI Collect Button.

Read the instruction and Click check box to proceed payment and click the **proceed** button.

14. Now your mobile will receive a message “**Your Application is submitted successfully with Appl.No : xxxxxx with Payment Ref.Id: xxxxxxxx**”.
15. If you want to pay by challan, you have to take a printed copy of the challan and pay the application fee at any branch of **Andhra Bank**. After payment of **challan**, the applicant has to wait for **one** working day for getting your application successfully registered after which you will receive application to your registered email.
16. If you select the **online payment** and after successful payment is done using **Debit/Credit** card / Net banking process. You will get an **SMS** to your registered mobile number and also get an **e-mail** to registered email-id with complete application details as **PDF** file
17. Please Do Not Send the printed copy of application to the DOA. You preserve it until your admission process is completed.

You can get a printed copy of registered application at any time using your **Application No as User ID** and **Date of Birth (DDMMYYYY) as password** using “Print Filled in Application” option. This option is only for the candidates who paid the fee.

***Before filling the KRUCET 2016 Online Application Form,  
keep the following mandatory details ready to fill in the appropriate fields :***

**The Mandatory details are as follows:**

.No	Details Required	Document to be referred
1	Credit or Debit card / Net banking login details (If payment is being made through Credit/Debit card by online) ( if not online payment, fee can pay later by using sbi generated challan)	Credit Card / Debit Card/ SBI-Collect
2	Qualifying Examination : Month & Year of Passed, Percentage of Marks Scored or Qualifying Examination : Month & Year of Appearing, Hall Ticket No.	Marks Memo of the exam passed or Hall ticket of the examination appearing
3	Date of Birth	Birth Certificate / SSC or Equivalent Document
4	SSC/ X Std : Month & Year of Passed, RollNo	SSC / X Std Marks Memo
5	Local Status (AU or Outside AU Area) certificate for past 7 years (i.e. from 2007 to 2015)	Study Certificate from 9 <sup>th</sup> to Degree or Certificate issued by MRO with District of living
6	Income of Parents (Income Less than 1 Lakh, Income Between 1 Lakh to 2 Lakhs, Income More than 2 Lakhs)	Income Certificate issued by MRO or competent authority – issued in 2015 For Above 2 Lakhs Certificate is not required
7	Category Certificate (SC / ST /BC Etc.)	The certificate issued by MRO or competent authority
8	Special Category (NCC, PH, Sports, CAP etc)	The certificate issued by competent authority
9	Aadhar Card Number if available	Aadhar Card Issued by Govt. of India
10	Scanned Passport Photo and Signature	Scanned copy of the Photo and Signature (signed on white paper only) Each Image is not more than 150 KB in size.
11	Details of PG – Studied if any	Pass / Marks memo Certificate awarded by the university / institution
12	Mobile No & Email ID Note : <i>All the correspondence is done to Mobile SMS / Email only</i>	Valid Working <b>Mobile</b> Number and Valid Active <b>Email ID</b> Note : <i>Mobile should be accompanied with the applicant while filling the application by on-line.</i>



## KRUCET - 2016

### KRISHNA UNIVERSITY COMMON ENTRANCE TEST

Conducted by Krishna University, Machilipatnam

For Admission into Postgraduate Courses of Krishna University, Machilipatnam for the Academic year 2016-2017

#### **GUIDELINES TO FILL THE APPLICATION FOR ANUPGCET - 2015**

1. The online application form will be available on the websites <http://www.krudoa.in> from **11.03.2016 - 11.00 a.m.**

*Note: Candidates are advised to take a printout of the prospectus / instructions to fill the application form from the above websites before proceeding to fill the Application form.*

2. The online application form can be filled through any computer with internet connection (home/internet café/net center). After **going through the prospectus by keeping all the Certificates, soft copies of Scanned Photo and Scanned Signature.**

3. The payment of registration and processing fee (Rs.350/- + Bank commission per test) should be made either by AB generated challan or by online payment gateway (like credit / debit card/netbanking). Bank Charges applicable as per the payment option selected by you.

4. e-challan is generated after submitting the personal details through **Online payment** Link (Sample Screen is shown below).

5. The fee paid by the applicant is non-refundable.


6. The system generated **Application number** is displayed for future reference.

7. If candidate is unable to view PDF document Adobe Reader (for PDF files) may be downloaded.

8. The last date for payment of challan is 20.04.2016 without late fee and 20.04.2016 ,with late fee 24.04.2016

9. Application can be filled by using online payment gateway upto 20.04.2016 without late fee and 20-04-2016.

**Sample Screen shot for Home Page – Next Page**



## KRUCET - 2016

### KRISHNA UNIVERSITY COMMON ENTRANCE TEST

Conducted by Krishna University, Machilipatnam

For Admission into Postgraduate Courses of Krishna University, Machilipatnam for the Academic year 2016-2017

Site Visitors : 391Online Users : 3

[Home](#)  
[Instructions to fill Online Application](#)  
[Admission Information Brochure](#)  
[Registration](#)  
[Print Application](#)

#### Important Note

Online Application for Admission into Post Graduate Science, Arts and Commerce Courses.

Online Application Starts from 11-03-2016

Last Date for KRUCET-2016 Applications without late fee is 20-04-2016

Note : Recommended Browsers Internet explorer 8 and above, Mozilla Firefox 10.0 and above.  
Note : Internet Speed must be above 512 kbps. For Speed Test [ClickHere](#)

For Technical problems Please contact on following numbers  
**+91 81251 11998, 91606 66721,**

For Complaints regarding Filled in Paid Applications E-Mail : [dirkruidmissions@gmail.com](mailto:dirkruidmissions@gmail.com)  
on working days between 10.00 am and 06.00 pm

For Clarification on regulations and eligibility rules contact  
**08656 - 232560**  
on working days between 10.00 am and 06.00 pm

Steps to be followed in filling ONLINE application form

**Click on Registration link for Application filling**

- Select the Tests for which you are willing to apply.
- Select your qualifying examination.
- Select your relevant group subjects. Then the Eligible courses list will be displayed. You have to select the courses from the list. The payable fee is depending on the no. of courses selected.

- The above Registration link will display a form as shown below





# KRUCET - 2016

## KRISHNA UNIVERSITY COMMON ENTRANCE TEST

Conducted by Krishna University, Machilipatnam

For Admission into Postgraduate Courses of Krishna University, Machilipatnam for the Academic year 2016-

Site Visitors : 394

2017

Online Users : 6

Home

Instructions to fill Online Application

Admission Information Brochure

Registration

Print Application

### Challan Registration Form

Qualifying Examination : 03-B.Sc.

Medium of Study : English

- 102-M.Sc.Biochemistry
- 104-M.Sc.Organic Chemistry
- 105-M.Sc.Analytical Chemistry
- 106-M.Sc.Chemistry (Pharmaceutical Chemistry)
- 123-M.Sc.Physical Chemistry
- 124-M.Sc.Inorganic Chemistry
- 109-M.Sc.Mathematics

First Language : English

Second Language : Telugu

Subject1 : Mathematics

Subject2 : Physics

Subject3 : Chemistry

Selected Courses: 102-M.Sc.Biochemistry, 104-M.Sc.Organic Chemistry, 105-M.Sc.Analytical Chemistry

Selected Tests: 02-Biochemistry, 04-Chemistry

Amount for the Selected Courses: 700

If you are Unable to find your Subjects in above list, Please [Click Here](#)

Enter Details As per SSC / X std Records

Name : Balakrishna  
Surname : Ravella  
Father's / Guardian's Name : Srinivasulu  
Date of Birth : 10/06/1993  
Date Format(dd/MM/yyyy) eg. 27/07/1984

Other Personal Details  
Mother's Name : Nagamma  
Gender : Male  
Marital Status : Unmarried  
Religion : Hindu  
Reservation Category : OC

Address for Correspondence

House No : #1-1  
Street : Brundava Gardens  
District : Gntur  
Pin Code : 522002  
Email Id : sssinbox@yahoo.com

Village/Town : Guntur  
City : Guntur  
State : Andhra Pradesh  
Country : India  
Mobile : +91 9848366721

Aadhaar Number : 111122223333

(Optional)

639538

Verified

Register & Proceed

- If you are unable to find your Group subjects in the above, go to the link 'Click Here' as shown below

If you are Unable to find your Subjects in above list, Please [Click Here](#)

- The above link will display a form as shown below

### Subject Request Form

**If You Are Unable to find your Subjects, Please Furnish the Following Details**

Name :	<input type="text"/>
Email Id :	<input type="text"/>
Mobile :	<input type="text"/>
Qualifying Examination :	<input type="text"/>
Group Subject1 :	<input type="text"/>
Group Subject2 :	<input type="text"/>
Group Subject3 :	<input type="text"/>
First Language :	<input type="text"/>
Second Language :	<input type="text"/>

[Home](#)

- This form allows you to **furnish your required Group subjects**. After submitting this form you have to wait for 24 hours, the Directorate of Admissions (DOA) will check with your requested Group subjects and you will get an alert to your Mobile / email about status of your requested Group subjects.
- If the DOA is willing to allow you, then you will get an alert to your Mobile / Email and then you can Register.
- Enter the Details as per **SSC / X std Records** and fill up the Other Personal Details

**Enter Details As per SSC / X std Records**

Name :	<input type="text" value="VENKATA SUBBARAO"/>
Surname :	<input type="text" value="KATTEPOGU"/>
Father's / Guardian's Name :	<input type="text" value="VENKATESWARLU"/>
Date of Birth :	<input type="text" value="25/04/1990"/>

Date Format(dd/MM/yyyy) eg. 27/07/1984

**Other Personal Details**

Mother's Name :	<input type="text" value="Sridevi"/>
Gender :	<input type="text" value="Male"/>
Marital Status :	<input type="text" value="Unmarried"/>
Religion :	<input type="text" value="Hindu"/>
Reservation Category :	<input type="text" value="OC"/>



- Give the valid **Address** for Correspondence

Address for Correspondence	
House No : 15-150	Village/Town : tenali
Street : CHINA RAVURU	City : tenali
District : guntur	State : Andhra Pradesh
Pin Code : 522201	Country : India
Email Id : kvsubbaraocse@gmail.com	Mobile :+ 91 9966361989

- Please provide the **valid Mobile No** because you will get an SMS with a '**security code**'

Aadhaar Number : <input type="text"/>	Enter the SecurityCode sent to your MobileNo.
(Optional)	<input type="text"/> Not Verified

- You have to enter that code here and if it is valid it will display as 'Verified' as shown below. Then only you can proceed for filling application form

Aadhaar Number : <input type="text"/>	<input type="text"/> 817748	Verified
(Optional)		

**Register & Proceed**

- After Verification Mobile no, Then click "**Register & Proceed**" for filling the application with all academic and other details.

#### ➤ Upload Passport size Photograph with Signature

NOTE: You must upload photograph and signature to the correct specified fields. Do not make any mistake in uploading candidate signature and photograph. Photo/Sign should be in ".jpg" format.

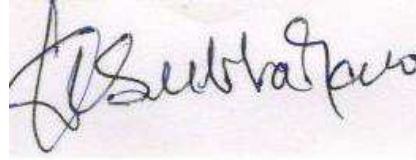
1. Candidate must have **scan / soft copy of passport size photograph** "photo.jpg" and signature (Sign on white paper and scan it) as per the sample given below. Maximum **limit is 150 KB for** photograph.
2. Put candidate signature in an area of 2" X 1" on paper with a black ball point pen. Scan that paper. Cut Signature area of 2" X 1" and save it as Signature.jpg". Maximum size **limit is 150 KB for** Signature.

A sample of quality of acceptable photograph / signature is given below for the guidance of the applicant.

**Sample Photo**



**Sample Signature**



The applicant has to upload his/her Photo & Signature in the prescribed format by clicking the browse button in the application form. By clicking browse button the following screen appears.

**Photo**

Browse...

Upload

**Signature**

Browse...

Upload

- Click the scanned and stored photograph 'Sample Image' (JPEG image) to upload from the computer.
- Select the **Test Centre** where you are willing to write the exam.
- Enter the **SSC** Roll No, Month & Year of passing.
- Select the **Annual Income of your parents** from given options. (As shown below)

<b>10. Test Centre :</b> <input type="text" value="Guntur"/>	<b>Annual Income of Parents in (Rs)</b>
<b>11. SSC/ X std Details :</b>	<input checked="" type="radio"/> Below One Lakh
<b>Roll No.(SSC) :</b> <input type="text" value="123456"/>	<input type="radio"/> Between one Lakh & two Lakhs
<b>Month &amp; Year of Passing :</b> <input type="text" value="Mar"/> <input type="text" value="2008"/>	<input type="radio"/> More than two Lakhs

- Select Special Reservation category from the below Options

**12. Special Reservation category**

PH :  NCC :  Sports :

CAP :  NSS :

- Select the First Language and Second Language.
- Select the Degree Result Status (Appearing or Passed). If passed you need to enter the Year of Passing and % of Marks Secured.

**13. Qualifying Examination particulars**

First Language : English Second Language : Telugu

Result Status :  Appearing  Passed

- Select the Option from the below screen (Regular or Distance Mode)

**14. Particulars of Study**

Regular  Distance Mode

- If you opt for the Regular, the screen looks like below.
- Enter Period of Study, Institution and District from **IX to 3<sup>rd</sup> Year Degree**.
- The **Local Area Calculation will be based on the Districts** selected for these 7 Years.

**14. Particulars of Study**

Regular  Distance Mode

Course	Period of Study	Institution	District
IX Class :	2006-2007	zph school	Guntur
X Class :	2007-2008	zph school	Guntur
Junior Inter :	2008-2009	Narayana College	Guntur
Senior Inter :	2009-2010	Chaitanya College	Guntur
1st Year Degree :	2010-2011	Hindu College	Guntur
2nd Year Degree :	2011-2012	Hindu college	Guntur
3rd Year Degree :	2012-2013	Hindu college	Guntur

Local Area :

- If you opt for Distance Mode, the screen looks like below
- You need to select the Districts as per the **Residence Certificate** issued by MRO.

14. Particulars of Study

Regular  Distance Mode

Enter the details as per Residence Certificate issued by MRO.	
Year	District
2007	Guntur
2008	Guntur
2009	Hyderabad
2010	Hyderabad
2011	Guntur
2012	Guntur
2013	Guntur

Res.Status : LOCAL

- if you already studied any **PG** course Select the Option Yes or else left it as No

15. Whether the applicant has already studied any PG course :  Yes  No

Course	Period of Study	Institution	District
P.G	2011	JNTUK	KAKINADA

- Read the **DECLARATION** carefully and click **I accept the Terms & Conditions** and Continue for the Preview of your Application.

Bank Name	BranchCode	Journal No	Paid Date	Amount
---	---	---	---	0

Andhra Bank Challan 
  State Bank of India Challan 
  Online Payment


**DECLARATION**

I have carefully gone through the Admission Information Brochure and I am conversant with and shall abide by the eligibility conditions and other regulations to be satisfied for appearing for the entrance test and admission into selected course(s). Further, I assure that I will not Indulge in malpractice or illegal activity in the entrance test. In case, I have furnished any false information or involved in malpractice or illegal activity, I know that, I am liable for criminal action as per the existing law.

I accept the Terms & Conditions.

[Click To Preview](#)





## KRUCET - 2016

### KRISHNA UNIVERSITY COMMON ENTRANCE TEST

Conducted by Krishna University, Machilipatnam

For Admission into Postgraduate Courses of Krishna University, Machilipatnam for the Academic year 2016-2017

Site Visitors : 411
Online Users : 23

#### KRUCET - 2016 :: ACKNOWLEDGEMENT FOR APPLICATION FOR PG COURSES

Home

Instructions to fill Online Application

Admission Information Brochure

Registration

Print Application

**Candidate Detail:-**

1. Test Code & Name: 02-Biochemistry,04-Chemistry

2. Qualifying Examination: 3-B.Sc.

Sub 1 : Mathematics      Sub 2 : Physics      Sub 3 : Chemistry

2.1 Selected Courses :

*102-M.Sc.Biochemistry,104-M.Sc.Organic Chemistry,105-M.Sc.Analytical Chemistry*

3. Name of the Appliant

Surname : RAVELLA

Name : BALAKRISHNA

4. Name of the Parent/Guardian : Srinivasulu


5. Date of Birth : 10-06-1993

6. Gender : Male

7. Reservation Category : OC

8. Religion : Hindu

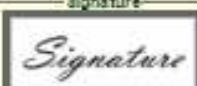
Photo



Choose File No file chosen

Upload

Signature



Choose File No file chosen

Upload

9. Address:-

H.No & Street :#1-1 - BRUNDAWA GARDENS

Village/Town & Pin :GUNTUR-522002

District :GUNTUR

State :ANDHRA PRADESH

Country :India

Mobile Number :9848366721

Email Id :ssshbox@yahoo.com

10. Test Centre :

11. SSC/ X std Details :

Roll No.(SSC) :123456

Month & Year of Passing :

Annual Income of Parents in (Rs)

Below One Lakh

Between one Lakh & two Lakhs

More than two Lakhs

12. Special Reservation category

PH :       NCC :       Sports :

CAP :       NSS :

13. Qualifying Examination particulars

First Language : English

Second Language : Telugu

Result Status :  Appearing  Passed

14. Particulars of Study

Regular  Distance Mode

Course	Period of Study	Institution	District
IX Class	2009	Krishna High School	Krishna
X Class	2010	Krishna High School	Krishna
Junior Inter	2011	Krishna Junior College	Krishna
Senior Inter	2012	Krishna Junior College	Krishna
1st Year Degree	2013	Krishna Degree College	Krishna
2nd Year Degree	2014	Krishna Degree College	Krishna
3rd Year Degree	2015	Krishna Degree College	Krishna

Local Area :

15. Whether the applicant has already studied any PG course :  Yes  No

Bank Name	BranchCode	Journal No	Paid Date	Amount

**DECLARATION**


I have carefully gone through the Admission Information Brochure and I am conversant with and shall abide by the eligibility conditions and other regulations to be satisfied for appearing for the entrance test and admission into selected course(s). Further, I assure that I will not indulge in malpractice or illegal activity in the entrance test. In case, I have furnished any false information or involved in malpractice or illegal activity, I know that, I am liable for criminal action as per the existing law.

I will accept the Terms & Conditions.

Click To Preview

- The Overall Application Form looks like below

- The overall Application Preview looks like below screen.



## KRUCET - 2016

### KRISHNA UNIVERSITY COMMON ENTRANCE TEST

Conducted by Krishna University, Machilipatnam

For Admission into Postgraduate Courses of Krishna University, Machilipatnam for the Academic year 2016-

Site Visitors : 420
2017
Online Users : 32

Home

---

Instructions to fill Online Application

---

Admission Information Brochure

---

Registration

---

Print Application

## Application Preview

(Please verify all the contents and Click Save & Print Button)  
(Print out of this preview page is not valid)

1. Test Code & Name: 02-Biochemistry,04-Chemistry

2. Qualifying Examination: 3-B.Sc.  
Sub1 : Mathematics Sub2 : Physics  
Sub3 : Chemistry

3. Name of the Applicant  
Surname : RAVELLA  
Name : BALAKRISHNA


4. Name of the Parent / Guardian  
Srinivasulu

5. Date of Birth : 10-06-1993

6. Gender : Male


7. Category : OC

8. Religion : Hindu



9. Address :

H.No & Street : #1-1 - BRUNDAVA GARDENS  
Village/Town & Pin : GUNTUR-522002  
District : GUNTUR  
State : ANDHRA PRADESH  
Country : India  
Mobile Number : 9848366721  
Email Id : sssinbox@yahoo.com



10. Test Center : Vijayawada Annual Income of Parents in (Rs)

11. SSC/X std Details : Below One Lakh  
Roll No.(SSC) : 123456  
Month & Year of Passing : Mar 2015

12. Special Reservation category

PH : None	NCC : No	Sports : No
CAP : No	NSS : No	

13. Qualifying Examination particulars

First Language : English	Second Language : Telugu
Degree Result Status : Appearing	

14. Particulars of Study : Regular

Course	Period of Study	Institution	District
IX Class :	2009	Krishna High School	Krishna
X Class :	2010	Krishna High School	Krishna
Junior Inter :	2011	Krishna Junior College	Krishna
Senior Inter :	2012	Krishna Junior College	Krishna
1st Year Degree :	2013	Krishna Degree College	Krishna
2nd Year Degree :	2014	Krishna Degree College	Krishna
3rd Year Degree :	2015	Krishna Degree College	Krishna
Local Area : <u>Local</u>			

15. Whether the applicant has already studied any PG course : No

**DECLARATION**

I have carefully gone through the Admission Information Brochure and I am conversant with and shall abide by the eligibility conditions and other regulations to be satisfied for appearing for the entrance test and admission into selected course(s). Further, I assure that I will not indulge in malpractice or illegal activity in the entrance test. In case, I have furnished any false information or involved in malpractice or illegal activity, I know that, I am liable for criminal action as per the existing law.

BACK - To Edit

Save & Print



1. If there is any modification you can go to ‘**Back – To Edit**’ button. Application Page will appear, Otherwise you can go to **Save & Print** button. The Application will be saved when you click **Save & Print** button. After Saving the Application you will not be allowed for any other modification and you will get a **Andhra Bank Challan**.

2. Now your mobile will receive a message “**Your Application is submitted successfully with Appl.No : xxxxxx. Your Payment Ref.Id : xxxxxxxx**”.

> *You have two ways to proceed for the payment*







1. *By Online Payment.*

2. *By CASH Payment mode after collecting AB generated challan.*

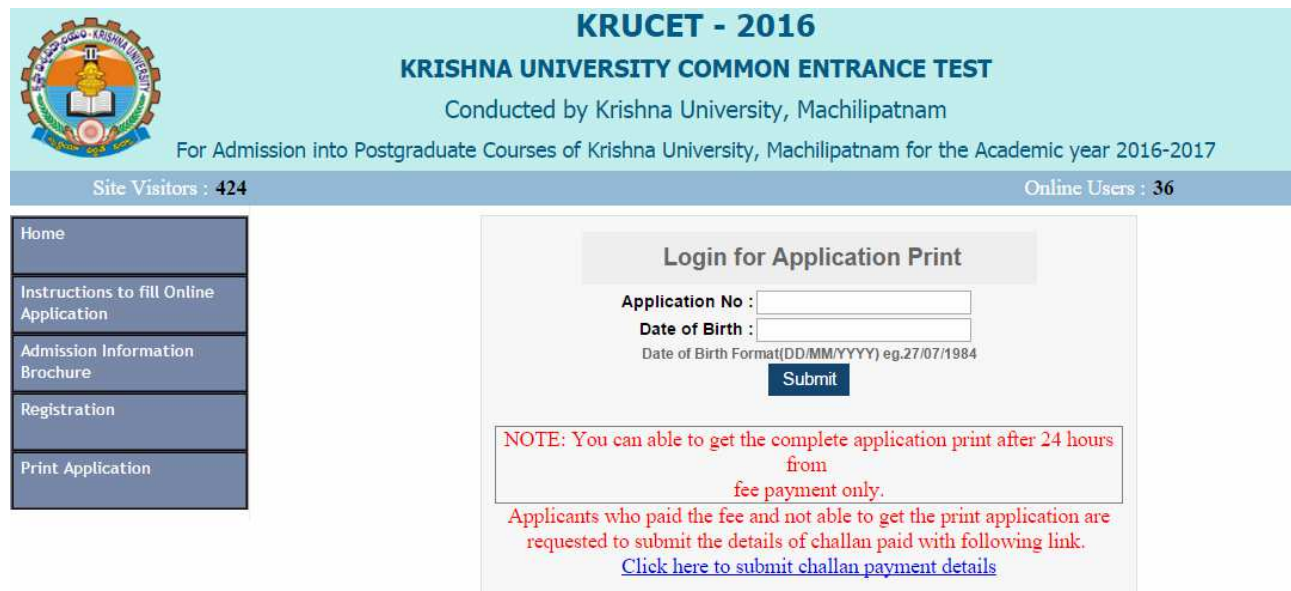
- 1). Net Banking
- 2). Card Payment
- 3). Other Payment mode to Pay by Bank Challan at any AB Branches.

1. *The AB BANK Sample CASH PAYMENT Challan are given below:*

2. *the AB BANK Sample Challans are given below:*

STUDENT COPY			BANK COPY		
		App. No : KRUCET-2016			App. No : KRUCET-2016
		<b>0014</b>			<b>0014</b>
<b>KRUCET-2016</b>			<b>KRUCET-2016</b>		
<b>DIRECTOR, DIRECTORATE OF ADMISSIONS</b>			<b>DIRECTOR, DIRECTORATE OF ADMISSIONS</b>		
<b>KRISHNA UNIVERSITY, MACHILIPATNAM - 521001</b>			<b>KRISHNA UNIVERSITY, MACHILIPATNAM - 521001</b>		
Name of the Applicant : BALAKRISHNA RAVELLA			Name of the Applicant : BALAKRISHNA RAVELLA		
Address : #1-1, GUNTUR, BRUNDAVA GARDENS, GUNTUR, GNTUR, ANDHRA PRADESH, 522002			Address : #1-1, GUNTUR, BRUNDAVA GARDENS, GUNTUR, GNTUR, ANDHRA PRADESH, 522002		
Test Name : 02-Biochemistry,04-Chemistry			Test Name : 02-Biochemistry,04-Chemistry		
Date of Birth : 10-06-1993			Date of Birth : 10-06-1993		
Mobile No : 9848366721			Mobile No : 9848366721		
					
Head	Amount	Credit To	Head	Amount	Credit To
Application Fee	700/-	034610100039832	Application Fee	700/-	034610100039832
Bank Charges(Extra)	0/-		Bank Charges(Extra)	0/-	
Total	700/-		Total	700/-	
Amount in words : Seven Hundred Rupees Only			Amount in words : Seven Hundred Rupees Only		
<b>This Challan is valid upto 20-April-2016</b>			<b>This Challan is valid upto 20-April-2016</b>		
Payable at any AB Branch			Payable at any AB Branch		
Signature of the Candidate			Signature of the Candidate		
For Receiving Bank Use Only			For Receiving Bank Use Only		
Transaction ID / Number			Transaction ID / Number		
Branch Name			Branch Name		
Branch Code			Branch Code		
Date			Date		
1. Please Write the Transaction ID / Number in all the Challans.			1. Please Write the Transaction ID / Number in all the Challans.		
2. For clarifications please contact Branch Manager AB,Founders Branch, Machilipatnam, Branch Code: 0346 , Tel.No: 08672 222205, 222410.			2. For clarifications please contact Branch Manager AB,Founders Branch, Machilipatnam, Branch Code: 0346 , Tel.No: 08672 222205, 222410.		
3. Please Enter the Appl.No and Name of the Candidate in the menu while posting in Banking System, Otherwise Challan will be invalid.			3. Please Enter the Appl.No and Name of the Candidate in the menu while posting in Banking System, Otherwise Challan will be invalid.		
BANK SEAL			BANK SEAL		
Authorised Signatory			Authorised Signatory		
NOTE: This Part is to be retained by Candidate until completion of the Admissions.			NOTE: This Part is to be retained by Bank for Official Use.		

3. If you want to take another copy of Challan for application fee payment. You can Click on “**Print Application**” then the screen will display as follows:



The screenshot shows the KRUCET - 2016 login page. At the top, there is a header with the Krishna University logo on the left and the text "KRUCET - 2016 KRISHNA UNIVERSITY COMMON ENTRANCE TEST Conducted by Krishna University, Machilipatnam For Admission into Postgraduate Courses of Krishna University, Machilipatnam for the Academic year 2016-2017". Below the header, there is a navigation menu with "Home", "Instructions to fill Online Application", "Admission Information Brochure", "Registration", and "Print Application". The main content area is titled "Login for Application Print" and contains two input fields: "Application No :" and "Date of Birth :". Below the "Date of Birth" field, there is a note: "Date of Birth Format(DD/MM/YYYY) eg.27/07/1984". A "Submit" button is located below the input fields. A red-bordered box contains a note: "NOTE: You can able to get the complete application print after 24 hours from fee payment only. Applicants who paid the fee and not able to get the print application are requested to submit the details of challan paid with following link. [Click here to submit challan payment details](#)".

By Entering Your Application No which is sent to your Mobile No / Email and your Date of Birth then you will get a challan again for application fee payment.

Those Candidates who have paid through Andhra Bank Challan, those applicants are wait for one **working day** for getting your application successfully registered after which you will receive application to your registered email, take the print out of application after 24hours.

4. **HOW TO PAY THROUGH BILLDESK (ONLINE PAYMENT)** : will come soon

## HOW TO PRINT APPLICATION

- After payment of fee you can visit the website **next working day** to print the application.
- You can get a printed copy of registered application at any time using your Application No as User ID and Date of Birth (DDMMYYYY) as password using, “**Print Application**” option. This option is only for the candidates who paid the fee. (Example: 02101984 for 02/10/1984) to proceed for the application submission.

**KRUCET - 2016**  
**KRISHNA UNIVERSITY COMMON ENTRANCE TEST**  
Conducted by Krishna University, Machilipatnam  
For Admission into Postgraduate Courses of Krishna University, Machilipatnam for the Academic year 2016-2017

Site Visitors : 424 Online Users : 36

Home  
Instructions to fill Online Application  
Admission Information Brochure  
Registration  
Print Application

**Login for Application Print**

Application No :   
Date of Birth :   
Date of Birth Format(DD/MM/YYYY) eg.27/07/1984


**NOTE: You can able to get the complete application print after 24 hours from fee payment only.**  
Applicants who paid the fee and not able to get the print application are requested to submit the details of challan paid with following link.  
[Click here to submit challan payment details](#)

*The candidate will be allowed to take a copy of printout at any time, but editing / adding information is not allowed once the application is submitted, Sample Printout of Application is given below..*



**DIRECTORATE OF ADMISSIONS  
KRISHNA UNIVERSITY, MACHILIPATNAM  
KRUPGCET-2016**

ANUPGCET - 2016 :: ACKNOWLEDGEMENT FOR APPLICATION FOR ENGINEERING COURSES

<b>Application No :</b> 00014	<b>Test Name :</b>
<b>Name :</b> BALAKRISHNA RAVELLA	<b>Test Centre :</b> Vijayawada
<b>Gender :</b> Male	<b>Special reservation category</b> PH : None NCC : No Sports : No CAP : No NSS : No
<b>Father Name :</b> Srinivasulu	
<b>DOB :</b> 10-06-1993	
<b>Address :</b> #1-1, BRUNDAVA GARDENS GUNTUR, 522002	
<b>Town &amp; Dist :</b> GUNTUR, GNTUR	
<b>State :</b> ANDHRA PRADESH	
<b>Mobile No :</b> 9848366721	
<b>Email Id :</b> sssinbox@yahoo.com	
<b>Reservation Category :</b> OC	
<b>Religion :</b> Hindu	<b>Local Area :</b> Local

<b>SSC Details</b>	<b>Roll No :</b> 123456	<b>Month &amp; Year of Passing :</b> Mar - 2015
--------------------	-------------------------	---

<b>Qualifying Examination Particulars :</b> Appearing	<b>d) Group subjects</b>
<b>a) Degree :</b> 3-B.Sc.	<b>Subject 1 :</b> Mathematics
<b>b) First Language :</b> English	<b>Subject 2 :</b> Physics
<b>c) Second Language :</b> Telugu	<b>Subject 3 :</b> Chemistry

**Eligible Courses :**


**Particulars of study : Regular**

Course	Period of Study	Institution	District
VI Class	2009	Krishna High School	Krishna
VII Class	2010	Krishna High School	Krishna
VIII Class	2011	Krishna Junior College	Krishna
IX Class	2012	Krishna Junior College	Krishna
X Class	2013	Krishna Degree College	Krishna
Junior Inter	2014	Krishna Degree College	Krishna
Senior Inter	2015	Krishna Degree College	Krishna

**Challan Details**

Bank Name	BranchCode	Journal No	Paid Date	Amount
				700.00

**Declaration :** I have carefully gone through the Admission Information Brochure and I am conversant with and shall abide by the eligibility conditions and other regulations to be satisfied for appearing for the entrance test and admission into selected course(s). Further, I assure that I will not indulge in malpractice or illegal activity in the entrance test. In case, I have furnished any false information or involved in malpractice or illegal activity, I know that, I am liable for criminal action as per the existing law.

<b>Place :</b> GUNTUR <b>Date :</b> 12-Mar-2016		<b>Signature of the Candidate</b>
--	---	-----------------------------------

**Important Note :**

- *Read the instruction before filling the application*
- *Fill the application with accurate details*
- *Pay the fee through online payment.*
- *If fee payment is not through online, pay the fee through by selecting other payment option in the payment mode section, select the Andhra Bank branch option, it generates the Andhra Bank CHALLANA to pay the fee at any Andhra Bank Branch. Print out of your application form is generated after paying the application fee ( Andhra Bank challana).*
- *If you won't get the SMS or Email, your application is not submitted successfully. Please contact help-line for the details.*
- *Online Registration is available from 11.03.2016, 11.00 A.M. onwards.*
- *The payment of registration and processing fee (Rs.350/- + Bank commission per test) should be made either by Challan in any Andhra Bank.*
- *The last date for payment of Challan is 20.04.2016 without late fee and 24.04.2016 with late fee of Rs.500/-.*

**For Clarification on regulations and eligibility rules contact**

**0863 –232560**

**On working days between 10.00 am and 06.00 P.M**